



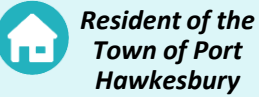
Destination Reeves Street Public Opinion Results

Reeves Street Pilot Project Steering Committee

This survey was funded in part by the Nova Scotia Department of Public Works and the Town of Port Hawkesbury.

OVERALL

(n=253)



Resident of the Town of Port Hawkesbury

34% Less than 20 years
65% 20 years or more



Place of Employment Is on Reeves Street

10% Yes, Self
13% Yes, Household member
78% No

Average frequency of travel on Reeves Street:
13.1 Times/Week

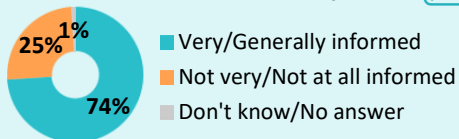
83%

Were on Reeves Street within 24 hours prior to survey

70%

Are **satisfied** with the **quality of life** in the Town

Informed of Changes Made as Part of Destination Reeves Street Project



Suggestions to Improve Traffic Safety Along Reeves Street Top Unaided Mentions

- 38%** Back to the way it was/Four lanes
- 23%** Better signage
- 19%** Repaint the lines/markings
- 10%** Better traffic/turning lights

Suggestions to Make Reeves Street a More Attractive Destination Top Unaided Mentions

- 17%** Back to the way it was/Four lanes
- 15%** Improve landscaping/greenery
- 13%** Repair buildings/façades
- 12%** Better signage/markings/traffic lights

CHANGES MADE TO REEVES STREET

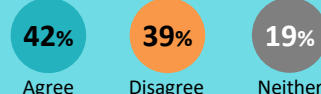
Questions Posed to Everyone Except Those Who Travel on Reeves Street 0 Times in a Typical Week, and Who Are 'Not at All Informed' About the Recent Changes

(n=252)


Satisfaction With Changes



Have Made Port Hawkesbury a More Attractive Destination



Impact on Personal Sense of Pride for the Community



Impacts of Changes Completely/Mostly Agree

- 54%** Increased attractiveness of the street
- 53%** Improved façades of buildings
- 50%** More opportunities to walk or bike
- 50%** Street more pedestrian friendly
- 43%** Easier to access retail & commercial properties along the street
- 42%** Better signage for directions
- 38%** Street safer for driving

Personally Experienced Impacts Yes

- 42%** Used the trails along Reeves Street more frequently
- 20%** Visited Reeves Street more often to shop or dine
- 20%** Accessed the professional services along Reeves Street more often
- 16%** Used any of the facilities within the Civic Centre more often
- 12%** Brought out-of-town visitors to the street to see the changes
- 6%** Ridden a bike along Reeves Street more frequently

(Partial Sample, n=93)

Completely/Mostly Agree

